



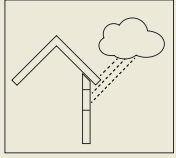
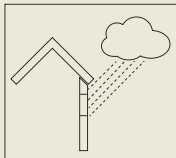




CLASSIFICATION TABLE FOR WOODEN WINDOWS

Roof projection (overhang)	Installation of the window	Height of the building	Climate conditions		
			Smooth and continental climate	Maritime climate < 500 m Third floor upwards	Mountain climate > 500 m
					
 Large < 1,5 m	Withdrawn installation	Up to 8 m	I	I	I
		8 - 20 m and higher	I	I	II
	Level front installation	Up to 8 m	I	I	II
		8 - 20 m and higher	I	I	II
 Medium 0,5 - 1,5 m	Withdrawn installation	Up to 8 m	I	II	II
		8 - 20 m and higher	I	II	II
	Level front installation	Up to 8 m	II	II	III
		8 - 20 m and higher	II	II	III
 Small < 0,5 m	Withdrawn installation	Up to 8 m	II	II	III
		8 - 20 m and higher	II	II	III
	Level front installation	Up to 8 m	II	III	III
		8 - 20 m and higher	II	III	III



Mild weathering



Average weathering



Extreme weathering

WARRANTY PERIOD FOR 5 STAR WINDOWS

All wood types			
Classification	Coat	Translucent	Opaque
	I	5 years	5 years
	II	3 years	5 years
	III	2 years	5 years



sikkens

Beautifully protected windows with the Sikkens ⁵star window concept

Longlasting, beautiful wooden windows is each customers wish. To give this guarantee to our customers Sikkens originated the ⁵star window concept.

This concept gives stringent directives for the 5 different stars - design, wood quality, coating system, colour system and installation which are so fundamental for the manufacturing of high quality standard windows.

Design

- Profile edges > 2 mm radius minimum
- Drain off profiles > 15°
- Dripping edges min 7 mm gap
- Distance between frame and sash 1 mm

Wood quality

- EN 942
- Finger jointed elements are not to be coated with translucent paints
- Max 4 joints per metre
- Year rings should not exceed 6 mm in growth
- Glues must be used for joints according to DIN, EN 204 (D4)

Coating system

- Impregnation of pine according to DIN 68 800 part 3
- Dry film thickness 100 - 120 µm. Not more than 150 µm dry
- 30 µm dry minimum on all concealed edge surfaces
- V-joints and end grains must be sealed
- All paint systems to be used according to the Sikkens data sheets

Colour system

- All Sikkens colours except 003, 030, 031, 032, 077, 096, 996

Installation

- Joinery must be protected before plastering
- Recommended tapes must be used and removed after 2 weeks
- Check for damage after completion
- A control sheet of completion and damages must be filled out

The combination of these characteristics guarantees a beautiful coating without

- peeling ⁽¹⁾
- cracking ⁽¹⁾
- premature erosion of the film

This warranty is valid for the period as indicated on the following tables.

After this period the appropriate renovation has to be made.

(1) Exception for exudation of resin and extractive staining around knots

The Sikkens logo consists of a solid black horizontal bar above the word "sikkens" in a bold, lowercase, sans-serif font.

WARRANTY AGREEMENT

We, Akzo Nobel Decorative Coatings nv/sa - G Levisstraat 2 - 1800 Vilvoorde, Belgium, paint producer hereby declare, that the Sikkens paint system applied on all end products manufactured according to the standards of the Sikkens ^{*****}5 star window concept, have a durability as specified in the attached documentation.

Max Bosselaar
Export Manager, Akzo Nobel Decorative Coatings

Ernst Haering
Akzo Nobel Decorative Coatings



This warranty is applicable only if all the specifications of the Sikkens ^{*****}5 star concept have been strictly complied with by the contracting partners.

Therefore the undersigned hereby declare that all windows showing the ^{*****}5 star label have been produced with the greatest care and that all the conditions as stipulated in the ^{*****}5 star window concept will be strictly fulfilled.

Distributor

Joinery Company